

Student Name: _____ Student #: _____ Teacher #: _____ Written Score ____/29

I promise that on this test I have answered each question myself, without help from my family, another student, teacher, or by looking up answers on the web or in a book.

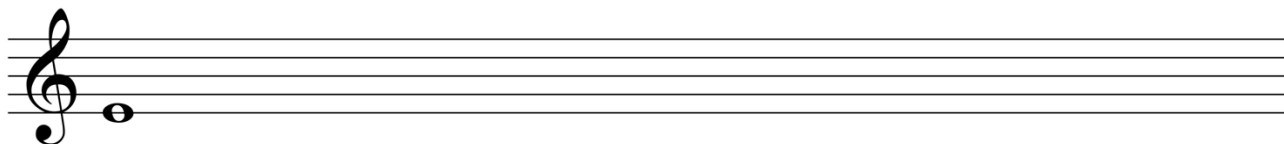
Student's Signature: _____

1. Pentascales ____/8


On each staff below

- Write the requested pentascale ascending (going up), using whole notes. Include any necessary sharps or flats. The first note of each pentascale is given.
- Circle the tonic note and label it with $\hat{1}$.
- Circle the dominant note and label it with $\hat{5}$.

E minor



A \flat major




2. Rhythm ____/2

Add bar lines to the rhythm below.



3. Interval identification ____/5

Identify each interval as a 2nd, 3rd, 4th, or 5th.



4. Triads ____/8

Write the triads named below. Use whole notes.



D minor

A major

C# minor

Bb major

5. Analysis ____/6

Use the piece below to answer the following questions.

- a. What pentascale does this piece use? _____ minor
- b. What is the circled interval in measure 8? _____
- c. Find a measure that uses parallel motion: _____
- d. Does the melody in measure 4 end on tonic or dominant? _____
- e. Label the phrases with A or B.

Measures 1-4 _____

Measures 5-8 _____

Student Name: _____ Student #: _____ Teacher #: _____ Aural Score _____/19

6. Interval Identification ____/3

Listen to three intervals, played melodically and harmonically, three times. Identify each interval as a 2nd, 3rd, 4th, or 5th. (Circle.)

1. 2nd 3rd 4th 5th

2. 2nd 3rd 4th 5th

3. 2nd 3rd 4th 5th

7. Triad identification ____/1

Listen to a blocked triad played twice. Circle if that triad is major or minor.

major

minor

8. Harmonic Identification ____/1

Listen to a chord progression played three times. Circle the letter of the chord progression you hear.

a. I V7 I

b. I I V7

c. I V7 V7

9. Rhythmic Dictation ____/5

Listen to two rhythms, each played three times. Write the rhythm you hear.

2
4

|

|

||

3
4

|

||

10. Form Identification ____/5

Listen to a piece that has three phrases. The piece will be played three times. Answer these questions about the piece.

a. Is the piece major or minor? (Circle) major minor

b. Do the phrases end on the tonic or dominant?

Phrase 1: tonic dominant

Phrase 2: tonic dominant

Phrase 3: tonic dominant

c. Circle the order of phrases.


AAB

ABB

ABA

11. Melodic Dictation ____/4

Listen to a short piece played three times. For each *, fill in the missing note on the staff.



1. Pentascales

Play the following pentascales on the keyboard.

- G minor in contrary motion
- D \flat major in parallel motion

2. Triads



Play the following triads on the keyboard.

- C minor
- A \flat major
- F \sharp minor

3. Sight Playing and Transposing

In the piece below,

- Clap or tap the rhythm.
- Identify the intervals by direction and size for the second line.
- This piece uses a **minor** pentascale. What pentascale does it use?
- Play the pentascale hands together in parallel motion.
- Play the piece.
- With both hands, play the **A minor** pentascale hands together in parallel motion.
- Transpose the piece to **A minor**.



4. Melody and Harmony

In the piece below,

- This piece uses the **G major** pentascale. Play the **G major** pentascale in parallel motion for no points.
- With the right hand, play the melody alone.
- With the left hand, play the harmony with chords or single pitches.
- Play the melody with the right hand and harmonize the melody with the left hand by using chords or single pitches.

G: I V I V

5. Pitch Play Back

Listen to five notes within the **A minor** pentascale. They will be played twice. Play those five notes.

6. Rhythm Play Back

Listen to a rhythm played twice. Clap or play back that rhythm.