

Student Name: _____ Student #: _____ Teacher #: _____ Written Score _____/34

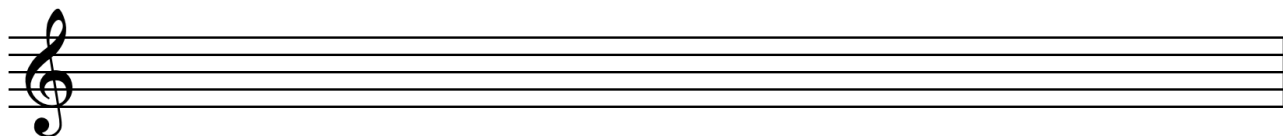
I promise that on this test I have answered each question myself, without help from my family, another student, teacher, or by looking up answers on the web or in a book.

Student's Signature: _____

1. Scale ____/4

On the staff below,

- Write the **C minor** key signature at the start of the staff.
- Write the **C melodic minor** scale in whole notes ascending and descending. Use accidentals only if necessary.



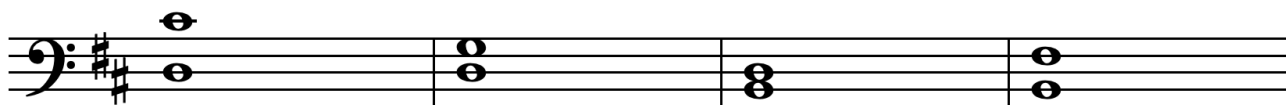
2. Rhythm ____/2

Add bar lines to the rhythm below.



3. Intervals ____/4

Identify each interval below by size and quality (e.g., M3). The lowest note of each interval is the tonic pitch of the given key.



4. Figured Bass ____/5

In the excerpt below, the bass voice and figures are given. Complete the soprano voice.

3 6 3 3 8 6 8 7 3 8

5. Chords ____/4

On the staff below:

- Write the **E major** key signature at the start of the staff.
- Write each chord in whole notes.
- Use accidentals only if necessary.

E: V⁷ IV ii⁶

6. Melodic Harmonization ____/5

- Identify the key of this excerpt.
- Harmonize each measure with I (i), IV (iv), or V7.

Key ____: ____ ____ ____ ____

7. Analysis ____/10

Anton Diabelli, *Scherzo Op. 151 no. 1* (excerpt)

1. In what key is this piece written? _____
2. With what kind of meter is this piece written? (Circle one) Simple Compound
3. Provide a harmonic (Roman numeral) analysis. On each blank, identify the chord as **I**, **ii⁶**, **IV**, or **V⁷**. (6 blanks total)
4. Circle a non-chord tone in measure 7.
5. What kind of cadence is found in measures 7-8? (Circle one) Half Full (authentic)

Allegro.

6

Student Name: _____ Student #: _____ Teacher #: _____ Aural Score _____/28

1. Scale and Interval Identification ____/3

- Listen to a scale played two times. Circle the type of scale you hear.
- Then, listen to two intervals played three times each. Identify each interval by quality and size (e.g., M3).

Scale (circle one): major natural minor harmonic minor

Interval 1: _____

Interval 2: _____

2. Chord Identification ____/4

Listen to four chords each played three times each. Circle the chord you hear.

Chord 1: major minor V7

Chord 2: major minor V7

Chord 3: major minor V7

Chord 4: major minor V7

3. Harmonic Dictation ____/5

Listen to a chord progression played three times. Identify each chord by Roman numeral and, if necessary, Arabic numeral. Chords include: I (i), ii⁶ (ii^{o6}), IV (iv), and V⁷.

4. Rhythmic Dictation ____/4

Listen to two rhythms played three times each. Write the rhythm you hear.

4

|

||

6

|

||

5. Form and Cadence Identification ____/7

Listen to a short piece that has four phrases. Answer the following questions about the piece. The piece will be played three times.

- a. Use the letters A and B to describe the form: _____
- b. Phrases 1 and 2 form what kind of period (circle)? Parallel Contrasting
- c. Phrases 3 and 4 form what kind of period (circle)? Parallel Contrasting
- d. Cadence at the end of phrase 1 is (circle): Half Full (authentic)
- e. Cadence at the end of phrase 2 is (circle): Half Full (authentic)
- f. Cadence at the end of phrase 3 is (circle): Half Full (authentic)
- g. Cadence at the end of phrase 4 is (circle): Half Full (authentic)

6. Melodic Dictation ____/5

Listen to a melody played four times. The first two beats of each measure are given. Complete each measure with the correct rhythm and pitches.



1. Scales and Cadence

Play the following scales, one hand (student's choice), one octave, ascending and descending. End with a full (authentic) cadence.

- A melodic minor
- E major

2. Triads

With one hand, play the following triads in root position.

- D \flat major
- E \flat minor
- C augmented
- G diminished


3. Chord Progression

- First, play the **D major** scale for no points.
- With the left hand, play the bass line alone.
- In keyboard style, play the chord progression in the key of **D major**.

D: I ii⁶ V⁷ I

4. Sight Playing and Transposing

- In what key is this piece written?
- Play the scale for no points.
- Play the piece.
- Play the **D minor** scale for no points.
- Transpose the piece to **D minor**.



5. Melody and Harmony

- This piece is written in **G major**. Play the **G major** scale for no points.
- With the right hand, play the melody alone.
- With the left hand, play the chords alone.
- Play both hands together.

