

Student Name: _____ **Student #:** _____ **Teacher #:** _____ **Written Score** _____/33

I promise that on this test I have answered each question myself, without help from my family, another student, teacher, or by looking up answers on the web or in a book.

Student's Signature: _____

1. Rhythm ____/3


Add bar lines to the rhythm below.



2. Scale ____/3

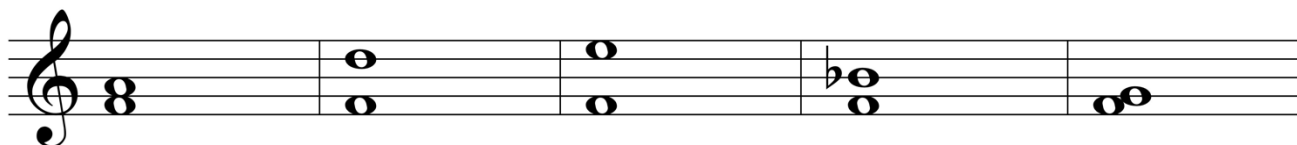
On the staff below:

- Write the **D major** key signature at the start of the staff.
- Write the **D major** scale in whole notes ascending. Use accidentals **ONLY IF NECESSARY**.



3. Intervals ____/5

Identify each interval below by size (e.g., 2nd).



4. Two-Part Counterpoint ____/4

In the excerpt below, the lower voice and figures are given. Write the upper voice above each given note.

5. Chords ____/5

- Write the **Bb major** key signature at the start of the staff.
- Write the tonic triad and dominant-seventh chord in root position using whole notes. Use accidentals only if necessary.

Bb:

I

V⁷

6. Melodic Harmonization ____/4

Harmonize each measure with either I (i) or V.

Em:

7. Analysis ____/9

Ludwig van Beethoven, *German Dance WoO 8 No. 3*.

1. In what key is this piece written? _____
2. What is the best time signature for this piece? _____
3. The form of this piece is Binary (AB). Give measure numbers for each section.
A = _____ B = _____
4. Provide a harmonic (Roman numeral) analysis for each blank (four blanks total).
5. What kind of cadence is in measures 15-16 (circle)? Half Full (authentic)



Student Name: _____ Student #: _____ Teacher #: _____ Aural Score _____/22

8. Scale Identification ____/1

Listen to a scale played twice. Circle if it is major, natural minor or harmonic minor.

major

natural minor

harmonic minor

9. Interval Identification ____/4

Listen to a major scale. Then listen to four intervals played melodically and harmonically. Each interval will be played three times. Circle the interval you hear.

Interval 1: 2nd 3rd 4th 5th 6th 7th 8thInterval 2: 2nd 3rd 4th 5th 6th 7th 8thInterval 3: 2nd 3rd 4th 5th 6th 7th 8thInterval 4: 2nd 3rd 4th 5th 6th 7th 8th**10. Harmonic Dictation ____/4**

Listen to a chord progression played three times. Identify each chord by Roman numeral, I (i) or V7.

11. Rhythmic Dictation ____/4

Listen to two rhythms played three times each. Write the rhythm you hear.

3
4

|

||

4
4

|

||

12. Form and Harmony Identification ____/5

Listen to a short piece that has three or four phrases played three times.

- Determine how many phrases you hear.
- Identify if each phrase ends on the tonic (I or i) or dominant (V7) harmony.
- Note: Four lines are given. However, if the piece only has three phrases, ignore the last line.
- Identify the order of the phrases using *A* and *B*. (Do not use *C*.)

Number of phrases: _____

Phrase 1 ends on (circle): tonic dominant

Phrase 2 ends on (circle): tonic dominant

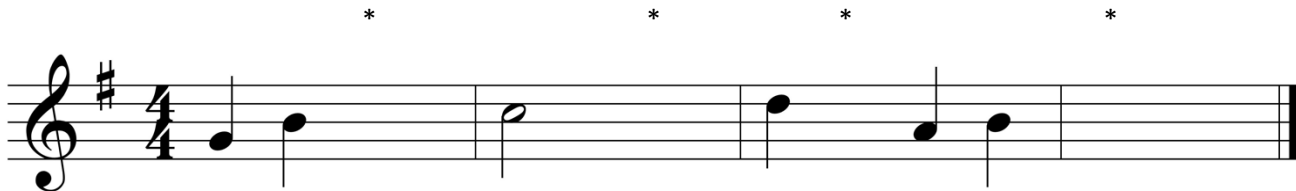
Phrase 3 ends on (circle): tonic dominant

Phrase 4 ends on (circle): tonic dominant

Form (order of phrases): _____

13. Melodic Dictation ____/4

Listen to a short melody played four times. Fill in the missing pitch and its rhythm above each *. There will be one note per *.



1. Scales and Cadences

Play the following scales with either hand, one octave, ascending and descending. End with scale with a full (authentic) cadence.

- F major
- B natural minor


2. Chords

Play the following three-note chords in root position.

- I in B \flat major
- V in B \flat major
- i in D minor
- V \sharp in D minor

3. Sight Reading and Transposing

- Clap or tap the rhythm of the example below.
- Identify the intervals by direction and size.
- In what key is this piece written?
- Play the scale for no points.
- Play the piece.
- Play the **D major** scale for no points.
- Transpose the piece to **D major**.

4. Melody and Harmony

- This piece is in **E minor**. Play the **E minor** scale for no points.
- With the right hand, play the melody alone.
- With the left hand, play the chords alone.
- Play both hands together.

Em: i i V# i

5. Play Back

Listen to two measures of a melody in F major played three times. Play back the melody.